

PERSONAL PORTFOLIO 5 FUND (PPF 5)

HIGHER RISK

As at 29 February 2020



NatWest

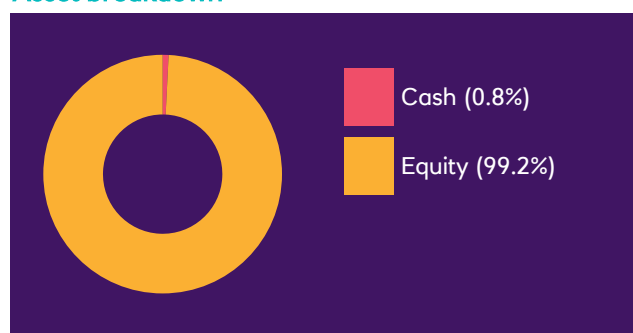
Investment objective

- The Fund aims to increase in value over the medium to longer-term through a diversified portfolio of investments.
- At least 90% of the Net Asset Value of the Fund will be invested in equities or collective investment schemes that invest in equities.
- The majority of the return is expected to be from capital appreciation with some potential for income generation.

Fund Facts

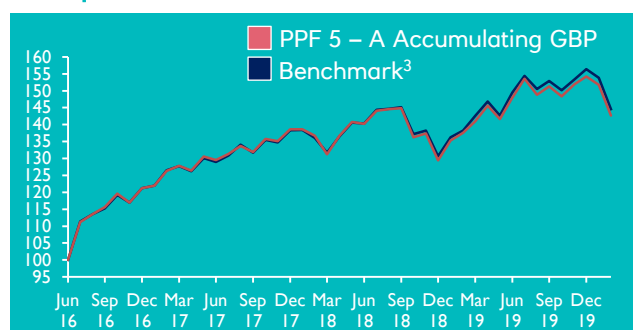
Investment manager:	Coutts & Co
Launch date:	1 st June 2016
Share class:	A - Accumulating
Base currency:	GBP (Pound)
Fund size:	£112.2m
Minimum initial investment:	£50
Ongoing charges figure ¹ :	0.60% p.a (capped at 0.60% p.a)
Fund domicile:	Ireland
Investment structure:	UCITS
ISIN:	IE00BYYCCK33
Trade frequency:	Daily
Settlement:	4 business days after trade execution

Asset breakdown



Please note that as a result of rounding, the figures may not add up to 100%.

Fund performance



	Inception date	Calendar year performance in % ²					Yr to date	Since Inception
		2015	2016	2017	2018	2019		
PPF 5 accumulating A GBP	01-Jun-16	-	-	14.4	-6.6	19.2	-7.5	42.7
Benchmark ³		-	-	14.1	-5.5	19.7	-7.6	44.6

Net 12 month performance to end of last quarter in %²

	Dec-14	Dec-15	Dec-15	Dec-16	Dec-16	Dec-17	Dec-17	Dec -18	Dec -18	Dec -19
PPF 5 accumulating A GBP	-	-	-	14.4	-6.6	19.2	-7.5	19.2	-7.5	19.2
Benchmark ³	-	-	-	14.1	-5.5	19.7	-7.6	19.7	-7.6	19.7

Source: Coutts/Thomson Datastream.

Blank cells represent periods prior to the Fund's launch.

Past performance should not be taken as a guide to future performance.

¹ The ongoing charges figure (OCF) is the cost incurred in running the fund shown as a percentage of the value of the assets of the fund. It includes the investment manager fee in addition to the trustee, custodian, administration, legal and audit fees. It does not include the platform fees, fund transaction costs or any potential one-off charges (e.g. advice fees or dilution levy).

² Performance figures are derived from Fund net asset values (NAV) and are quoted net of all fees paid from within the Fund.

³ Benchmark: 2% SONIA (Sterling Overnight Index Average), 33% MSCI United Kingdom Net Total Return Index GBP, 34% MSCI USA Net Total Return Index GBP, 9% MSCI Europe ex UK Net Return Index GBP, 5% MSCI Japan Net Total Return Index GBP, 2% MSCI Pacific Ex Japan Net Total Return Index GBP, 15% MSCI Emerging Markets Net Total Return Index GBP. The benchmark is used to constrain the risk of the Fund but the Fund does not aim to track the benchmark or mirror the weights.

Important Information: The value of investments and any income from them, can go down as well as up, and you may not recover the amount of your original investment. There is no guarantee that the investment objective will be achieved. Where an investment involves exposure to a foreign currency, changes in rates of exchange may cause the value of the investment, and the income from it, to go up or down. In the case of some investments, they may be illiquid and there may be no recognised market for them and it may therefore be difficult for you to deal in them or obtain reliable information about their value or the extent of the risks to which they are exposed. Investments in emerging markets are subject to certain special risks, which include, for example, a certain degree of political instability, relatively unpredictable financial market trends and economic growth patterns, a financial market that is still in the development stage and a weak economy.

PERSONAL PORTFOLIO 5 FUND - SHARE CLASS A

Asset allocation and latest changes

In %	29 February 2020	Change since 31 January 2020
Cash	0.8	
Equities	99.2	
United Kingdom	31.7	-1.1
United States	35.0	+0.5
Europe	11.5	
Japan	3.8	-0.1
Pacific Basin	2.0	
Emerging Markets	15.2	+0.6
TOTAL	100.0	

Please note that as a result of rounding, the figures may not add up to 100%.

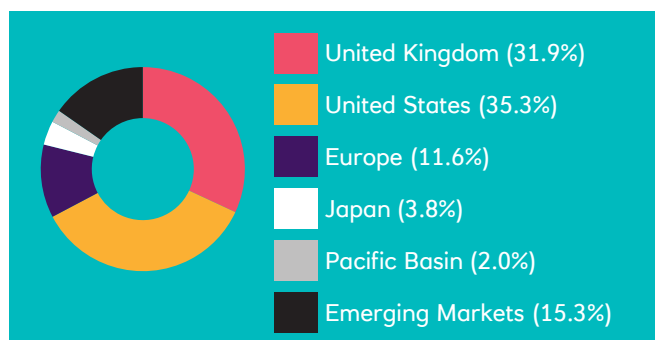
The fund is actively managed so the above data is expected to change over time. Please note that the breakdown shown is for illustrative purposes only. As such, the actual structure of your portfolio and the percentage invested in the different asset classes at other dates may differ considerably from those detailed in this factsheet.

10 largest holdings

	%
Invesco S&P 500 ETF	17.4
Vanguard FTSE U.K. All Share Index Fund	16.4
Fidelity Index UK Fund	15.2
Xtrackers ESG MSCI Emerging Markets ETF USD	15.2
BlackRock Europe Ex-UK Index Sub Fund	11.5
iShares S&P 500 ETF	8.9
Xtrackers MSCI USA ETF (ESG)	7.7
Xtrackers MSCI Japan ETF (ESG)	3.8
BlackRock iShares Pacific Index Fund	2.0
Invesco MSCI Universal Screen ETF (ESG)	1.0
TOTAL	99.2

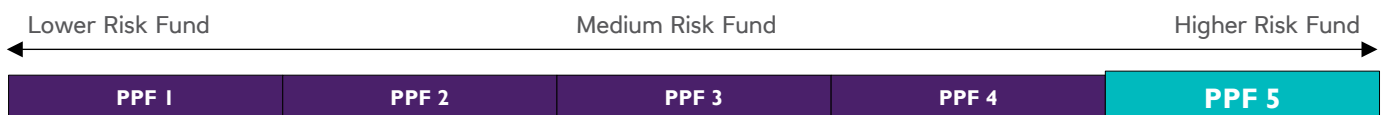
The Fund will mainly be invested in collective investment schemes that are index-tracking rather than actively managed.

Asset breakdown - Equities



Please note that as a result of rounding, the figures may not add up to 100%.

Fund Risk Comparison



Important Information: Date of publication: 29 February 2020

This document is a Financial Promotion for UK regulatory purposes. It is intended as a summary to help you understand the service but is not intended as a personal recommendation. Personal Portfolio Funds are sub-funds of Equator ICAV, an open ended investment company with variable capital incorporated in Ireland and authorised by the Central Bank of Ireland pursuant to the European Communities Undertakings for Collective Investment in Transferable Securities Regulations, 2011 as amended, supplemented and consolidated from time to time. **Before investing, you should review the fund's prospectus, supplemental prospectus and key investor information document. Copies of these are available online at www.coutts.com/ppf.** The information contained in this summary is believed to be correct as at the date of publication, but cannot be guaranteed. To the extent permitted by law and regulation neither NatWest nor any connected company accepts responsibility for any direct or indirect or consequential loss suffered by you or any other person as a result of your acting, or deciding not to act, in reliance upon the above. Certain aspects of the service may be performed through, or with the support of, different members of The Royal Bank of Scotland Group, of which NatWest is a member.

National Westminster Bank Plc. Registered in England and Wales number 929027. Registered Office: 250 Bishopsgate, London EC2M 4AA. Authorised by the Prudential Regulation Authority and regulated by the Financial Conduct Authority and the Prudential Regulation Authority. Our Financial Services Register number is 121878.

natwest.com

NWB45711